



SINGAPORE

USER GUIDE: **Renewal/ Auto Renewal For ABO**

Need more help?

Call or write to us



Helpdesk

Email us @
sghelpdesk@amway.com



Call Centre

Call +65 6550 9911
Monday to Friday
9am to 7pm
Saturday
12pm to 7pm
(excluding Sunday & public holiday)

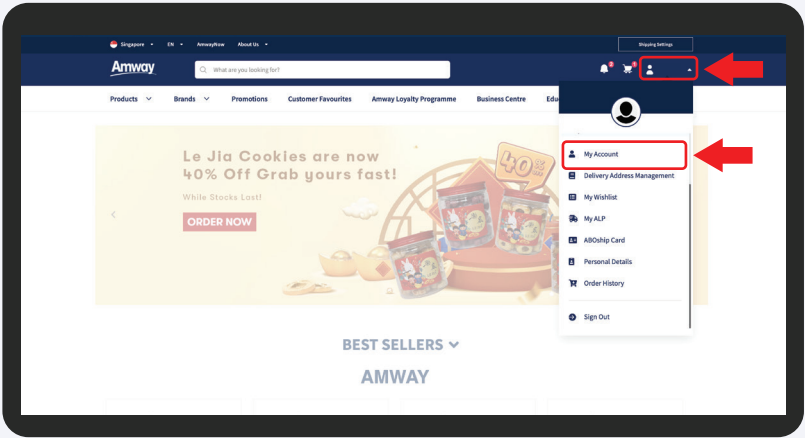


Chatbot

You can also chat with our Amway Chatbot button at the bottom right on the website screen to get started!

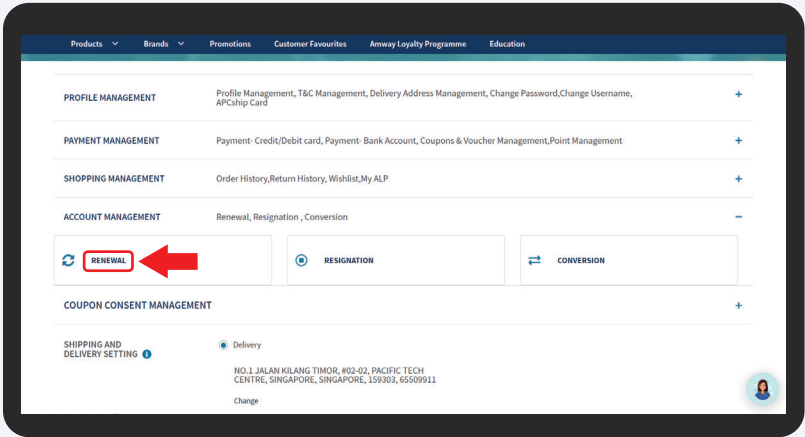
Access to Renewal Page

1



Navigate to your mini account menu and select **My Account**.

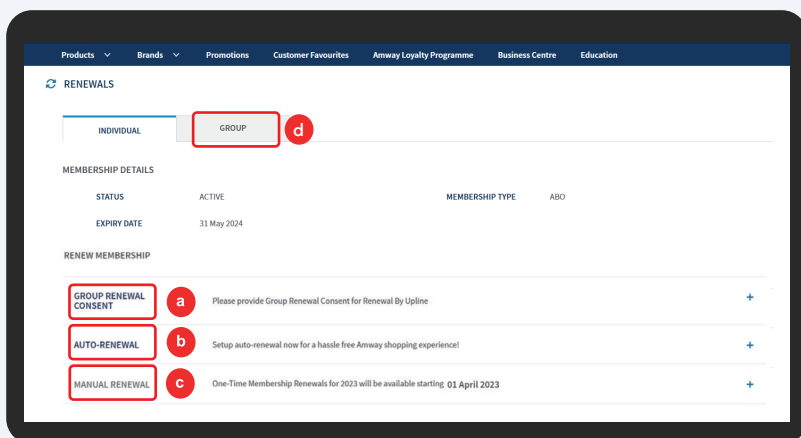
2



Click on Account Management and select **Renewal** tab.

Access to Renewal Page

3



- a - Provide group renewal consent for renewal by upline
- b - Setup auto-renewal for hassle free shopping experience
- c - One-time membership renewal
- d - Access to group renewal page

Group Renewal Consent for ABO

4

Products ▾ Brands ▾ Promotions Customer Favourites Amway Loyalty Programme Business Centre Education

RENEWALS

INDIVIDUAL GROUP

MEMBERSHIP DETAILS

STATUS ACTIVE MEMBERSHIP TYPE ABO

EXPIRY DATE 31 May 2024

RENEW MEMBERSHIP

GROUP RENEWAL CONSENT Please provide Group Renewal Consent for Renewal By Upline +

AUTO-RENEWAL Setup auto-renewal now for a hassle free Amway shopping experience! +

MANUAL RENEWAL One-Time Membership Renewals for 2023 will be available starting 01 April 2023 +

Select Group Renewal Consent to provide group renewal consent for renewal by upline.

5

Products ▾ Brands ▾ Promotions Customer Favourites Amway Loyalty Programme Education

RENEW MEMBERSHIP

GROUP RENEWAL CONSENT ✓ Group Renewal Consent Provided -

ABO AGREEMENT

Authorization Form for Renewal by Upline

By clicking "I Accept", I authorize my upline/upline Platinum to renew my APClip on my behalf for the upcoming year. This authorization shall be valid and concluding twelve months thereafter unless rescinded by me by email. I will also authorize my upline/upline Platinum to utilize the available eCoupon to renew my APClip. Upon renewal, I agree to remain bound by the APC terms and conditions. AMWAY reserves the right to revise these terms and conditions from time to time upon written notice.

☒ I agree

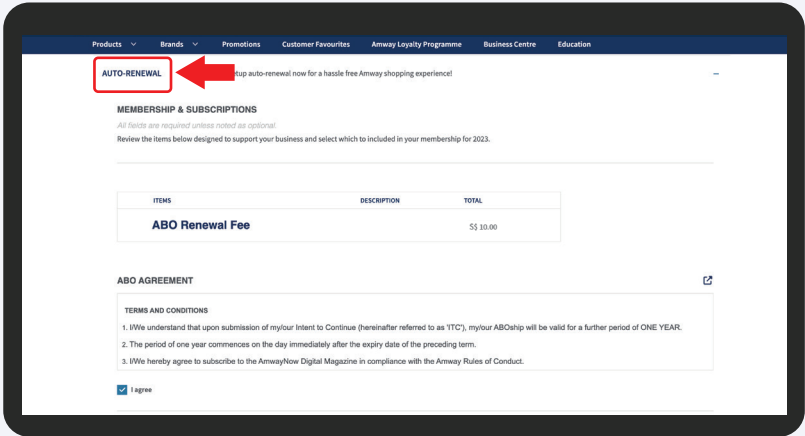
AUTO-RENEWAL Setup auto-renewal now for a hassle free Amway shopping experience! +

Read through the ABO agreement and tick on the I agree checkbox to provide group renewal consent.

* Group renewal consent is valid and concluding twelve months thereafter unless rescinded by relevant ABO by email.

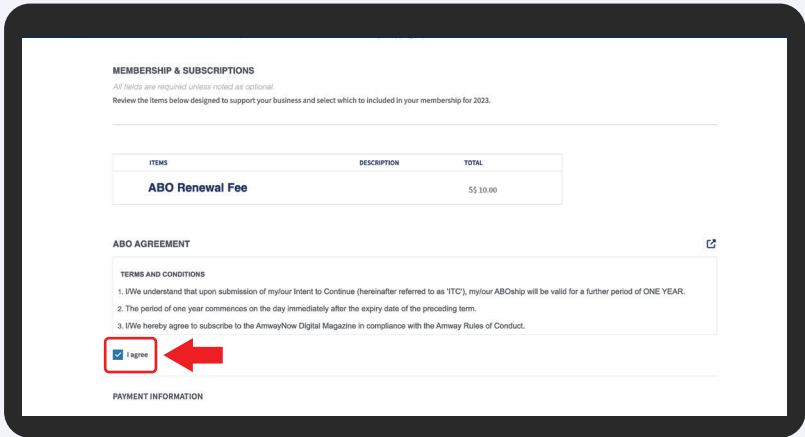
6

Setup Auto Renewal for ABO



Select **Auto-Renewal** to setup auto-renewal for hassle free shopping experience.

7



Read through the ABO agreement and tick on the **I agree** checkbox.

Setup Auto Renewal for ABO

8

☒ I agree

PAYMENT INFORMATION

SELECT CARD

CARD NUMBER

EXPIRATION DATE /

THIS CARD WILL BE SAVED FOR FUTURE RECURRING TRANSACTIONS

NICKNAME

☐ Make this card as my default card

☒ I HEREBY AUTHORIZE AMWAY TO RENEW MEMBERSHIP ANNUALLY USING THE ABOVE PAYMENT INFORMATION.

Fill in your card details and click on **Setup Auto Renewal** button to complete the setup.

2

Manual Renewal for ABO

9

The screenshot shows the 'RENEWALS' section of the Amway website. It has tabs for 'INDIVIDUAL' and 'GROUP'. Under 'MEMBERSHIP DETAILS', it shows 'STATUS: ACTIVE', 'MEMBERSHIP TYPE: ABO', and 'EXPIRY DATE: 31 May 2024'. Under 'RENEW MEMBERSHIP', there are two options: 'AUTO-RENEWAL' with a description 'Setup auto-renewal now for a hassle free Amway shopping experience!' and 'MANUAL RENEWAL' which is highlighted with a red box and a red arrow pointing to it. A note below the manual renewal option states 'One-time Membership Renewals for 2024 will be available starting 01 November 2023'.

Select **Manual Renewal** for one-time membership renewal.

10

The screenshot shows the 'MEMBERSHIP & SUBSCRIPTIONS' page. It includes a table for 'ITEMS' and 'FEES' with an 'APPLY COUPON' button. Below this is the 'ABO AGREEMENT' section. Under 'TERMS AND CONDITIONS', there are three numbered points. The first point is highlighted with a red box and a red arrow. Below the terms, there is a checkbox labeled 'I agree' which is also highlighted with a red box and a red arrow. At the bottom, there is a button labeled 'CONFIRM AND PAY' which is highlighted with a red box and a red arrow.

Read through the ABO agreement and tick on the **I agree** checkbox. Click **Confirm And Pay** to proceed.

Manual Renewal for ABO

11

The screenshot shows the Amway checkout page. On the left, under 'EXTERNAL PAYMENT OPTIONS', the 'CREDIT/DEBIT CARDS' section is highlighted with a red box. It includes fields for 'CARD NUMBER' and 'EXPIRATION DATE'. A red arrow points to this section. Below it, the 'INTERNET BANKING' section with the 'NETS' logo is visible. On the right, the 'ORDER SUMMARY' table is shown. The 'TOTAL PV' and 'TOTAL BV' rows are highlighted with a red box, and a red arrow points to the 'PAY NOW' button below them.

ORDER SUMMARY	
Total Items	
Order Subtotal	\$5 10.00
Order Discounts	-\$5 0.00
Order Total	\$5 10.00
Delivery Charges	\$5 0.00
Round Off	\$5 0.00
AMOUNT PAYABLE (incl. GST)	\$5 10.00
GST TOTAL	\$5 0.74
TOTAL PV	0.00
TOTAL BV	0.00

PAY NOW

Amway products **SHALL NOT BE** exported, retained at 3rd party e-commerce platforms, resold in public setting, nor used for cross

Fill in your card details and click on **Pay Now** to make payment.

12

The screenshot shows the Amway renewal confirmation page. The header includes the Amway logo and navigation links. The main content area has a green checkmark and the text 'YOUR ACCOUNT HAS BEEN SUCCESSFULLY RENEWED!'. Below this, there is a section for 'ORDER DETAILS' with a table showing order information. On the right, the 'ORDER SUMMARY' table is displayed.

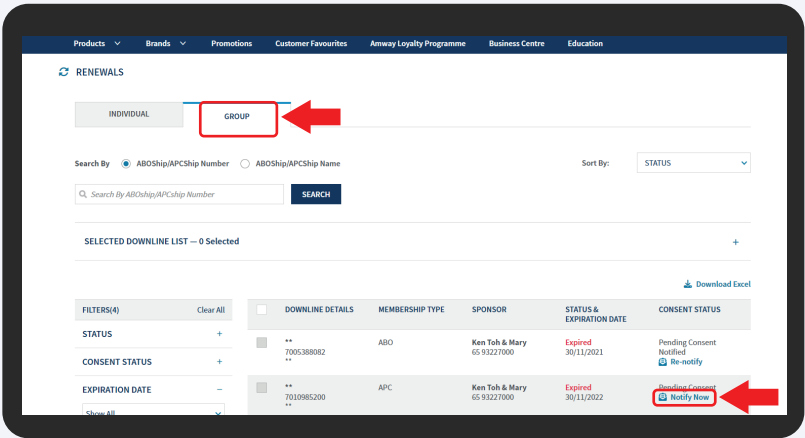
ORDER DETAILS	
ORDER MODE	No Fulfillment Required
SHIP TO	CHANG MARILYN 25 STRAIGHTON RD, #01-01, SUITE 08 Singapore, 101106, Singapore 65-60214718
PI/BV RECIPIENT	Self
BONUS MONTH	May
PAYMENT DETAILS	
CREDIT CARD	6012345678901000 - \$5 10.00

ORDER SUMMARY	
Total Items	1
Order Subtotal	\$5 10.00
Order Discounts	-\$5 0.00
Order Total	\$5 10.00
Delivery Charges	\$5 0.00
Round Off	\$5 0.00
TOTAL AMOUNT (incl. GST)	\$5 10.00
GST TOTAL	\$5 0.74

Your manual renewal is completed successfully.

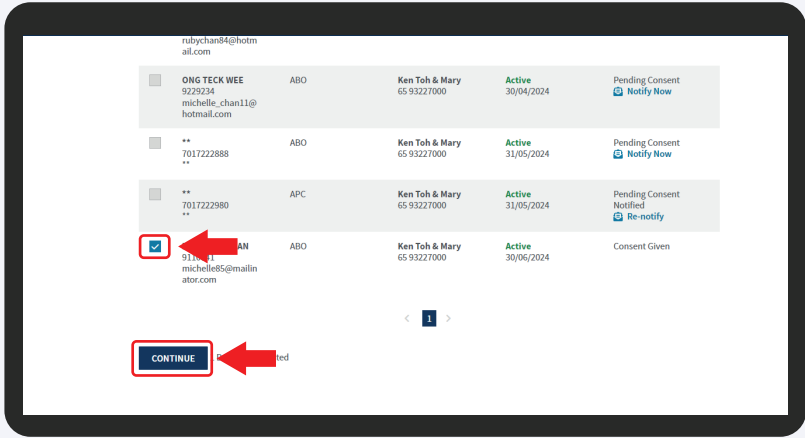
Group Renewal for ABO

13



Select **Group** to view all the Downline status and Expiration date. You can also notify your downline to provide group renewal consent by clicking the **Notify Now** button.

14



Select the downline with Group Renewal Consent given and click **Continue** to proceed with the group Renewal.

Group Renewal for ABO

15

Products Brands Promotions Customer Favourites Amway Loyalty Programme Business Centre Education

RENEWALS

INDIVIDUAL GROUP

CONFIRM GROUP RENEWAL TOTAL RENEWALS: 2

Account Details	Membership Type	Subscription	Expiration Date	Fees
9238154 ** **	ABO	Digital Magazine	31/01/2023	\$5 10.00 APPLY COUPON
9237956 ** **	ABO	Digital Magazine	31/01/2023	\$5 10.00 APPLY COUPON

TOTAL: \$5 20.00

CONFIRM AND PAY

Verify downline details and click **Confirm And Pay** to make payment.

16

Amway BACK TO GROUP RENEWAL

CHECKOUT

PAYMENT

EXTERNAL PAYMENT OPTIONS:

CREDIT/DEBIT CARDS

VISA

SELECT CARD 940000xxxx0051

CARD NUMBER 340000xxxx0051

EXPIRATION DATE 01 / 39

CW

INTERNET BANKING

NETS

ORDER SUMMARY

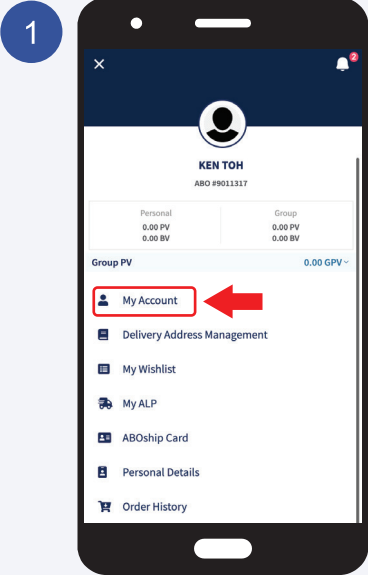
Total Items	2
Order Subtotal	\$5 20.00
Order Discounts	-\$5 0.00
Order Total	\$5 20.00
Delivery Charges	\$5 0.00
Round Off	\$5 0.00
AMOUNT PAYABLE (incl. GST)	\$5 20.00
GST TOTAL	\$5 0.74

PAY NOW

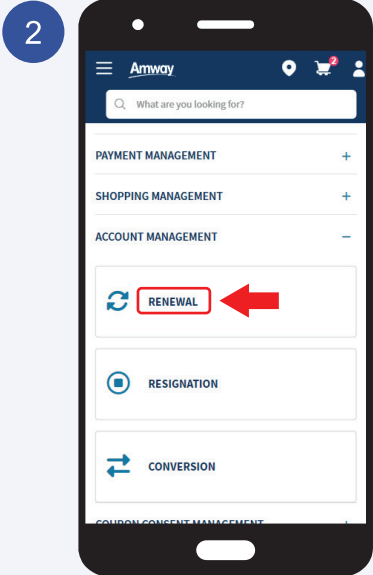
Amway products SHALL NOT BE repromoted, resold at 3rd party e-commerce platforms, resold in public setting, nor used for cross group sales.

Fill in your card details and click on **Pay Now** to make payment.

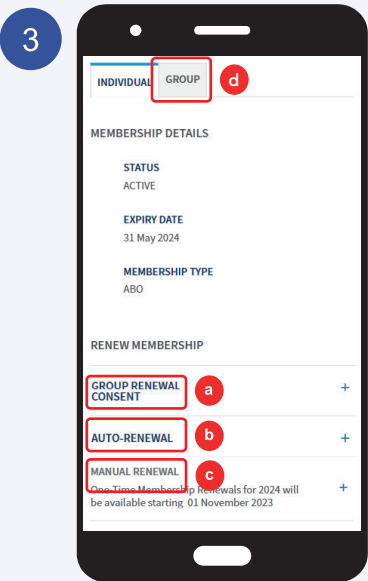
Access to Renewal Page



Navigate to your mini account menu and select **My Account**.

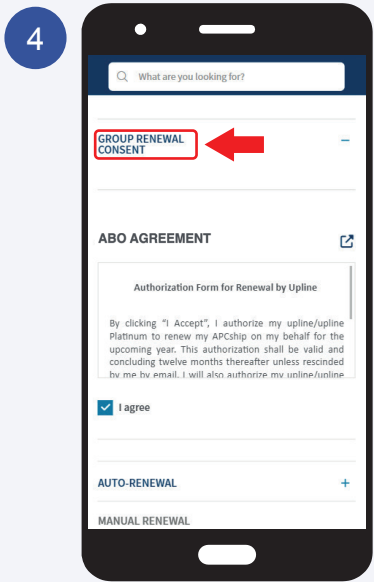


Click on Account Management and select **Renewal** tab.

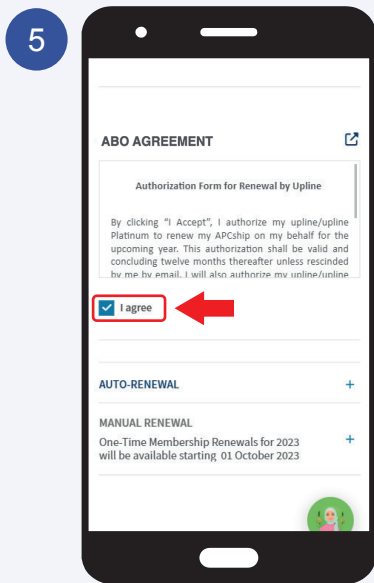


- a - Provide group renewal consent for renewal by upline
- b - Setup auto-renewal for hassle free shopping experience
- c - One-time membership renewal
- d - Access to group renewal page

Group Renewal Consent for ABO

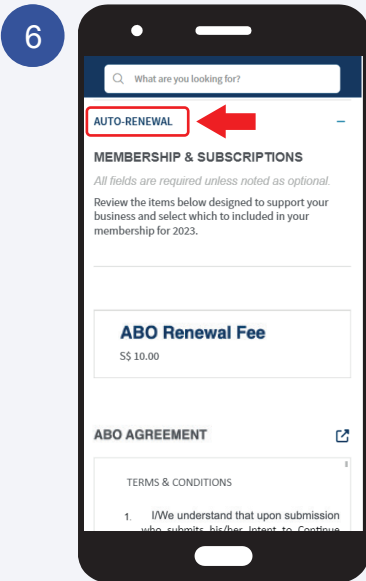


Select Group Renewal Consent.

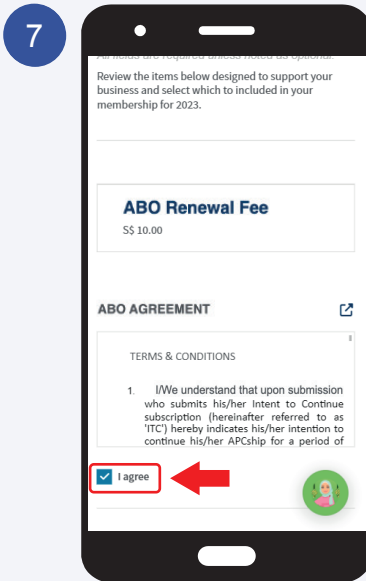


Tick on the I agree checkbox to provide group renewal consent.

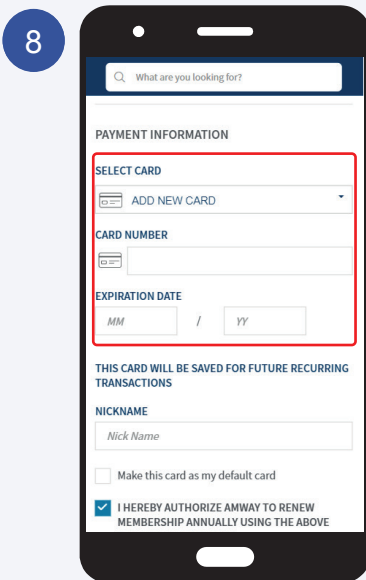
Setup Auto Renewal for ABO



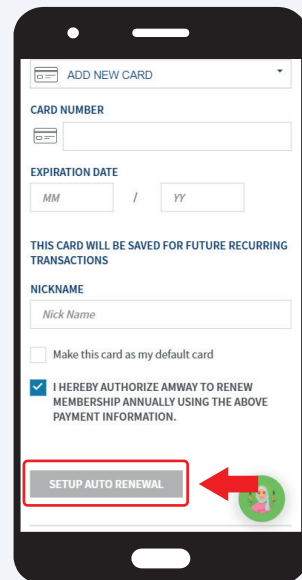
Select **Auto-Renewal**.



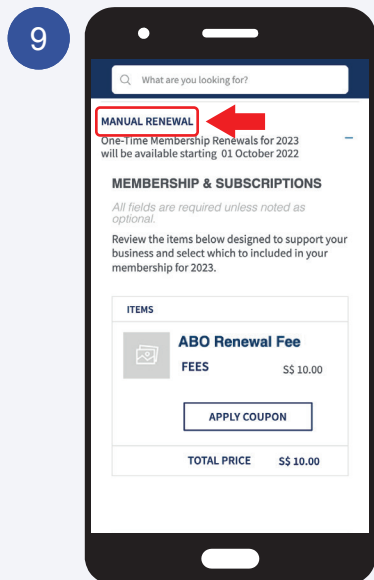
Tick on the **I agree** checkbox to proceed.



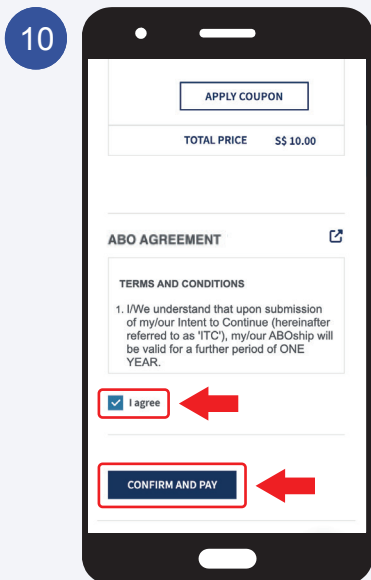
Fill in your card details and click on **Setup Auto Renewal** button.



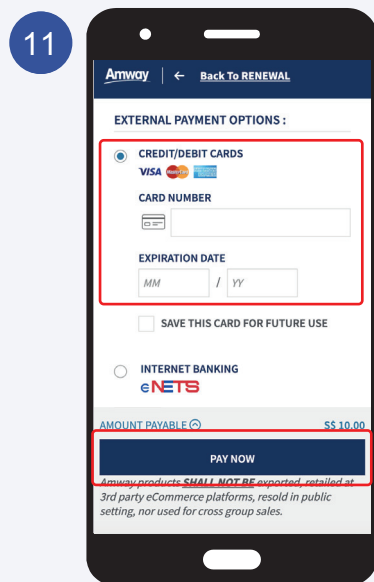
Manual Renewal for ABO



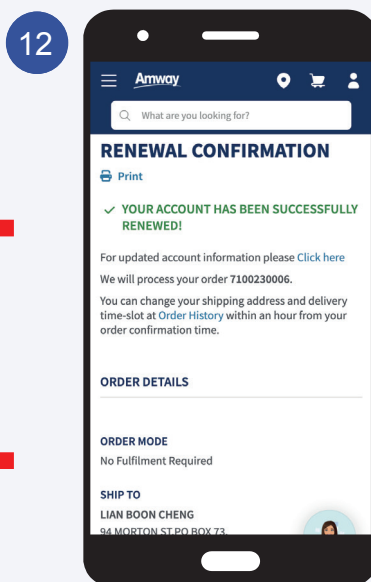
Select **Manual Renewal**.



Tick on the **I agree** checkbox and click **Confirm And Pay** to proceed.



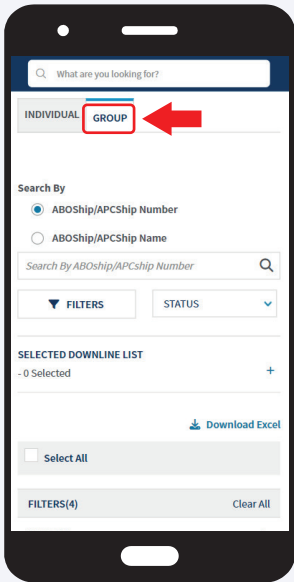
Fill in your card details and click on **Pay Now** to make payment.



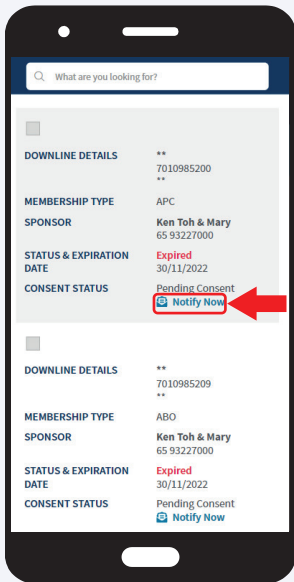
Your manual renewal is completed successfully.

Group Renewal for ABO

13

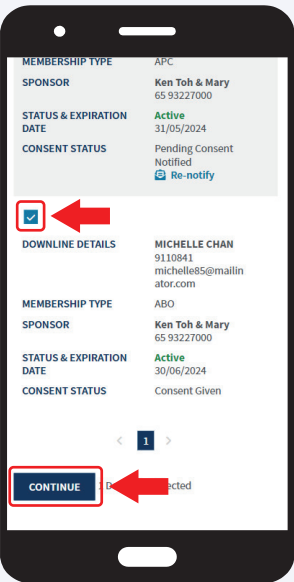


Select **Group** to view all the Downline status and Expiration date.



You can also notify your down line to provide group renewal consent by clicking the **Notify Now** button.

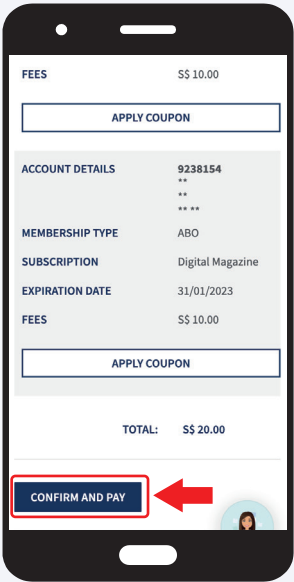
14



Select the down line with Group Renewal Consent given and click **Continue** to proceed with the group Renewal.

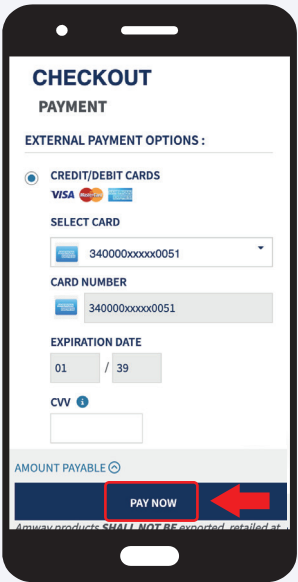
Group Renewal for ABO

15



Verify downline details and click **Confirm And Pay** to make payment.

16



Fill in your card details and click on **Pay Now** to make payment.